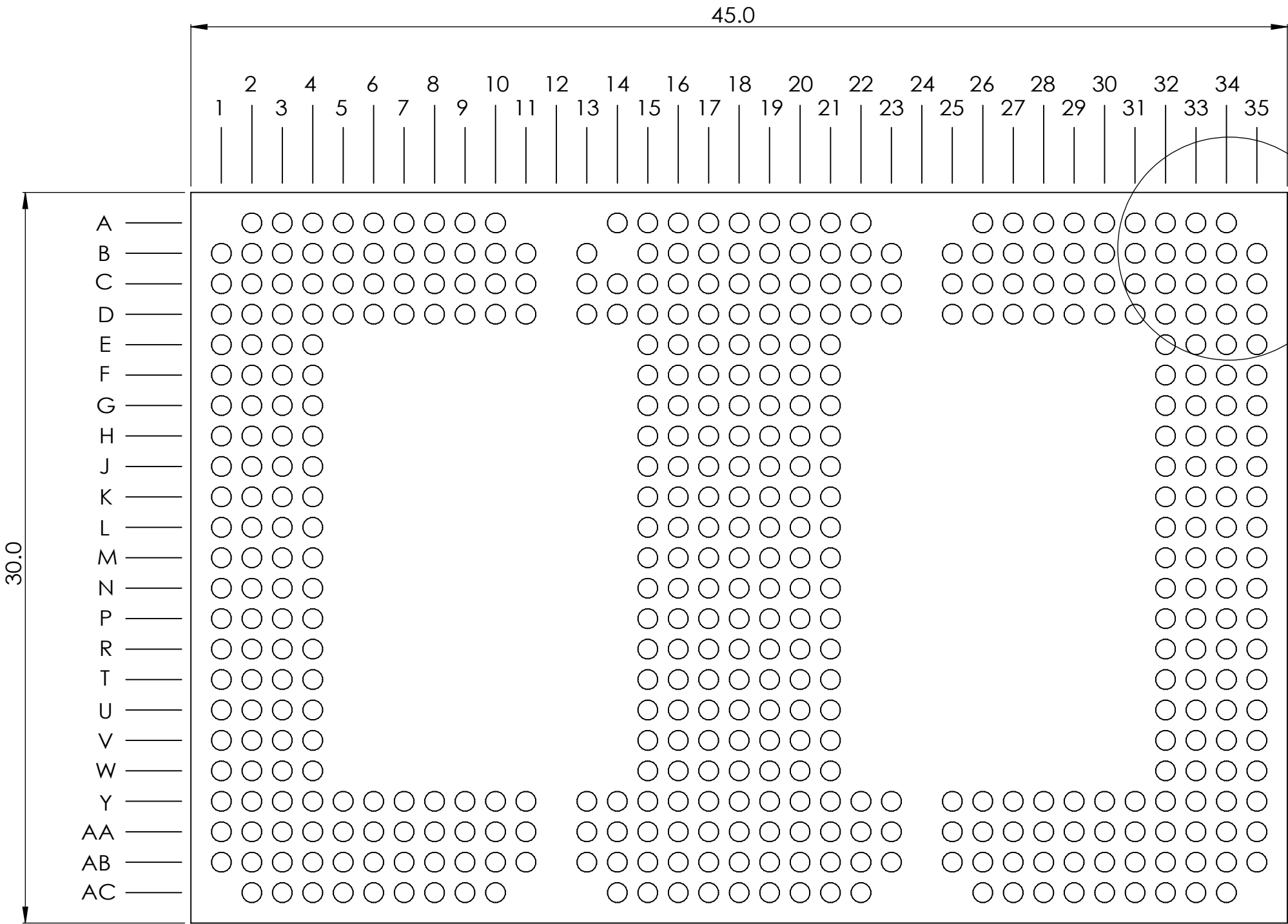
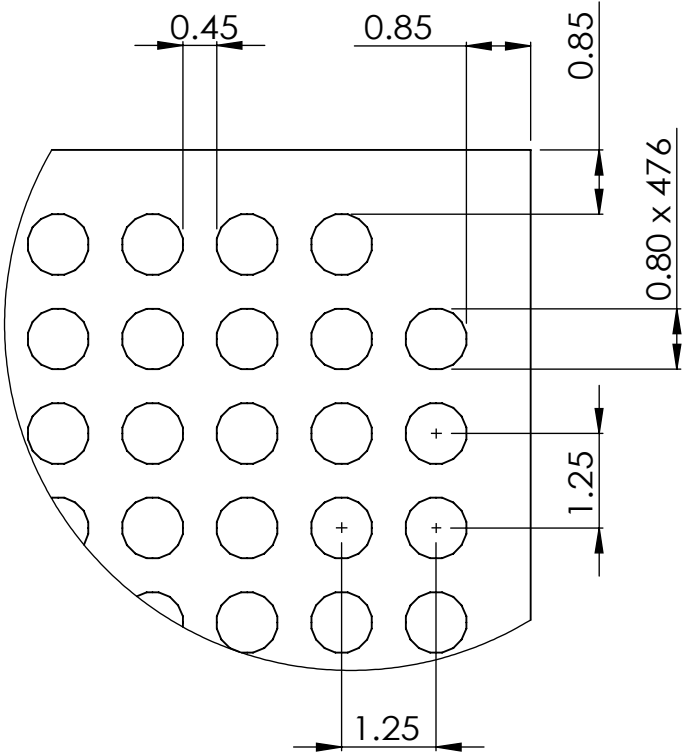


REVISIONS			
REV.	DESCRIPTION	DATE	APPROVED
1-0	Initial Release	Nov 13, 2024	AC



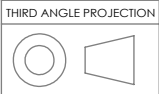
(A)



Detailed Drawings (A)
Scale 10 : 1

OSM-M Board Outline

TOP VIEW
(This is the recommended PCB footprint)



UNLESS OTHERWISE NOTED, THIS DOCUMENT CONTAINS LAIRD EZURIO INFORMATION. REPRODUCTION, USE, DISCLOSURE OR TRANSMITTAL OF ALL OR ANY PART OF THIS DOCUMENT IS PROHIBITED EXCEPT TO THE EXTENT APPROVED IN WRITING BY AN AUTHORIZED REPRESENTATIVE OF EZURIO. EZURIO RESERVES ALL RIGHTS UNDER PATENTS, TRADEMARKS, COPY RIGHTS AND TRADE SECRETS. COPYRIGHT, EZURIO 2024, ALL RIGHTS RESERVED.

UNLESS OTHERWISE SPECIFIED:
DIMENSIONS ARE IN MILLIMETERS
TOLERANCES:
ANGULAR: ± .5
X.X ± .1
X.XX ± .05

INTERPRET GEOMETRIC
TOLERANCING PER: ASME 14.5M

CAD FILE:
OSM-M_PCB_Footprint

DATE
Nov 13, 2024

SHEET 1 OF 1



TITLE:
OSM-M_PCB_Footprint

SIZE
B

DWG. NO.

--

REV
1-0